

Waste, hazardous substances and contaminated sites

Inappropriate management of waste, hazardous substances and contaminated sites can result in adverse environmental effects.

Key issues for 2008/09

Impact of waste and hazardous substances on the environment: Inappropriate use and storage of waste and hazardous substances¹ has contaminated water, land and air, and has harmed human and ecological health in some areas. Contaminated sites need to be identified and steps taken to prevent contamination from being spread. There is increased community demand for improved protection for urban stormwater quality, by responding rapidly to accidental discharges and providing industry with information and training on the use, storage and transportation of waste and hazardous substances to reduce the risk posed to the environment.

» What's changed since the 2006-16 LTCCP?

The key issues have not changed.

Uncertainties

» What's changed since the 2006-16 LTCCP?

Previously there was uncertainty over:

- a) whether provisions in the proposed amendment to the Hazardous Substances and New Organisms Act 1996 for regional councils to become enforcement agencies under that Act will be optional or mandatory.

This has been clarified - it is optional. See Assumption a).

- b) whether remediation of contamination of the Lyttelton sea bed will be required. This will be determined following monitoring being undertaken during 2005/06.

Monitoring has now been completed and remediation will not be required at this stage. The contamination will be monitored.

The waste, hazardous substances and contaminated sites group of activities contributes to the following community outcomes:

- *Environment, in general, is to be looked after*
- *Business and farming activities do not harm the environment*

Environment Canterbury's role is as the lead agency for identifying and monitoring contamination of land and as joint lead agency for managing the effects of hazardous substances and waste on the environment.

¹ Hazardous substances can include substances that have one of the following properties: explosiveness, flammability, a capacity to oxidise, corrosiveness, or toxicity (including chronic toxicity, with or without bioaccumulation).

Levels of service

These services deliver Environment Canterbury's contribution to the community outcomes.

Assumptions

For 2008/09 it is assumed that:

- a) Environment Canterbury will not carry out an enforcement role under the Hazardous Substances and New Organisms Act 1996
- b) the Ministry for the Environment will contribute to the Agrichemical Collection Programme to collect at least 12 tonnes.

» What's changed since the 2006-16 LTCCP?

Previously we had assumed that:

- a) regional councils will have some involvement in the enforcement of the Hazardous Substances and New Organisms Act 1996. Provision had been made for this in financial forecasts.

Environment Canterbury has chosen not to enforce the Act and has reduced expenditure accordingly for 2008/09.

- b) remediation of the Lyttleton sea bed contamination, if required, would be met by a targeted rate to be established at some time in the future. No provision has been made for this in financial forecasts

Remediation is not required at this stage.

- c) the Ministry for the Environment will contribute to the Agrichemical Collection Programme to collect at least 23 tonnes.

The Ministry for the Environment funding for 2008/09 allows for the collection of 12 tonnes.

1. Providing advice on preventing pollution from industrial and commercial sites, to protect the environment

Measure

The number of business sites* that receive a site assessment and guidance on pollution prevention each year.

Target

See table below.

| Number of business sites | |
|--------------------------|-----------------|
| 2006/07 | Actual: 236 |
| 2007/08 | Forecast: 200** |
| 2008/09 | Target: 300 |
| 2009/10 to 2015/16 | Target: 360 |

Source: Environment Canterbury records.

Note: It is estimated that there are 7000 industrial sites in Christchurch that would benefit from this programme. Initially, priority will be given to businesses that handle or produce significant quantities of hazardous substances as these pose the greatest risk to the environment.

This programme was expanded in 2005/06 and again in 2006/07. The number of businesses that will be assisted in each year is estimated. The targets will be reviewed in the light of experience and updated if required.

» What's changed since the 2006-16 LTCCP?

*This has been changed from businesses to business sites to remove ambiguity.

**The original forecast of 300 has been reduced to enable newly recruited staff to be fully trained before implementing the expanded programme in 2007/08.

2. Removing and disposing of existing unwanted agrichemicals, to prevent contamination of the environment

Measure

The number of territorial authorities that have completed the Canterbury Targeted Agrichemical Collection Programme.

Target

See table below.

| Number of territorial authorities that have completed the programme | |
|---|-------------|
| 2006/07 | Actual: 7 |
| 2007/08 | Forecast: 7 |
| 2008/09 | Target: 8 |
| 2009/10 | Target: 8 |
| 2010/11 | Target: 8 |
| 2011/12 | Target: 9 |
| 2012/13 | Target: 9 |
| 2013/14 | Target: 11 |

Source: Environment Canterbury records.

Note: This programme was begun in 2003/04 and is planned for completion in 2013/14.

» What's changed since the 2006-16 LTCCP?

No change.

3. Identifying contaminated sites and requiring those with responsibility for the contamination to remediate or mitigate the effects

Measure

The number of territorial authorities where all land with activities listed on the Hazardous Activities and Industries List has been identified, registered on the Listed Land Use Register and screened for risk.

Target

See table below.

| Number of territorial authorities | |
|-----------------------------------|-------------|
| 2006/07 | Actual: 0 |
| 2007/08 | Forecast: 2 |
| 2008/09 | Target: 3 |
| 2009/10 | Target: 4 |
| 2010/11 | Target: 5 |
| 2011/12 | Target: 6 |
| 2012/13 | Target: 7 |
| 2013/14 | Target: 8 |
| 2014/15 | Target: 9 |
| 2015/16 | Target: 10 |

Source: Environment Canterbury records.

» What's changed since the 2006-16 LTCCP?
No change.

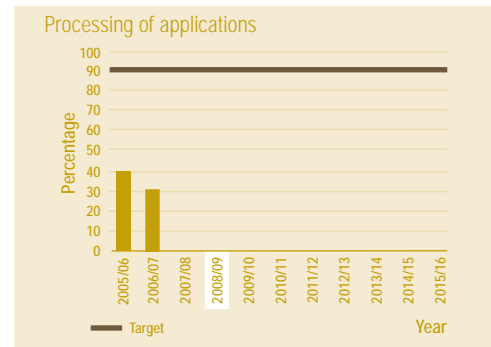
4. Authorising resource users to use natural and physical resources so that the environmental effects remain acceptable to the community

Measure 1

The percentage of resource consent applications processed in compliance with the statutory time frames set down in the Resource Management Act 1991.

Target

90%

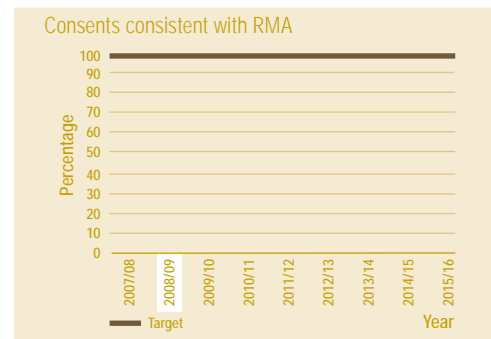


Measure 2

The percentage of resource consents consistent with Resource Management Act 1991 requirements, including proposed and operative regional plan requirements.

Target

100%¹



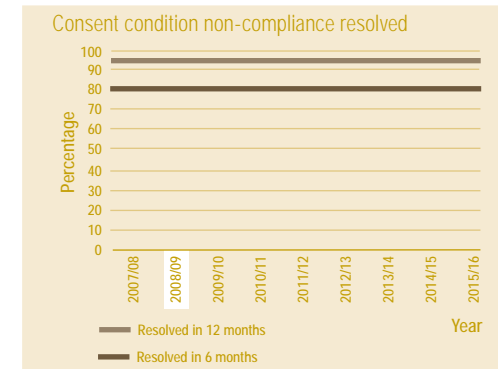
Measure 3

The percentage of significant or major non-compliance² with resource consent conditions resolved³ (no further action is required).

Target

80% are resolved in 6 months.¹

95% are resolved in 12 months.¹

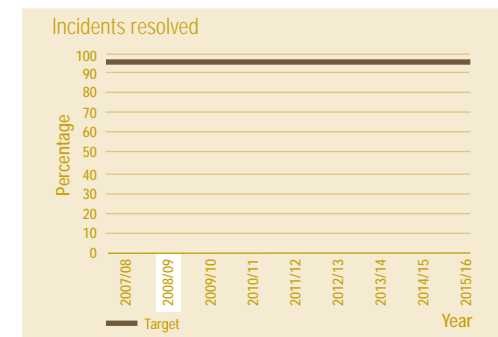


Measure 4

The percentage of environmental incidents resolved (no further action is required).

Target

95%¹



» What's changed since the 2006-16 LTCCP?

The 2006-16 LTCCP proposed that additional measures and targets to more comprehensively reflect the contribution made by the level of service towards the community outcomes would be included in the 2007/08 Annual Plan. Measure 3 replaces measure 2 in the 2006-16 LTCCP and new measures 2 and 4 were added in the 2007/08 Annual Plan.

Source: Environment Canterbury.

¹ For measures 2, 3 and 4 no historic data are available. Data collection has started in 2007/08.

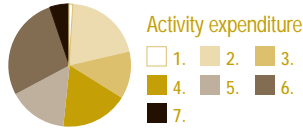
² Means non-compliance assessed as Grade 3 - Significant non-compliance or repeated minor non-compliance - moderate adverse environmental effects, or Grade 4 - Major and/or persistent non-compliance - serious or persistent adverse environmental effects.

³ Means re-assessed as Grade 1 - Fully complying or Grade 2 - Minor non-compliance - nil or minor short-term adverse environmental effects.

Activities

What we plan to do

Work programmes for 2008/09 are set out below.



» Variation from 2006-16 LTCCP

Changes have been made to Activity headings: a new activity 'Strategy' has been added, 'Policy making and planning' has been renamed 'Planning and consents' and 'Regulating and enforcing' has been renamed 'Regulating'. These changes better reflect the way the Council's responsibilities are organised internally and delivered to the community. Items listed under the headings 'what we plan to do' that are affected by these new arrangements have been moved to their new activity.

In 'Monitoring', the report on the State of the Environment is to be completed in 2007/08.

1. Strategy

This activity develops regional strategies for Environment Canterbury's contribution to community outcomes for waste, hazardous substances and contaminated sites.

What we plan to do

Year 2008/09

- Evaluate strategy options for addressing issues identified in the Regional Environment Report.

» This work has no identified significant negative effects on community well-being.

2. Investigations

This activity investigates issues related to waste, hazardous substances and contaminated sites.

What we plan to do

Year 2008/09

- Investigate potentially contaminated sites.
- Investigate new hazardous waste initiatives on the recommendation of the Hazardous Waste Subcommittee.

» This work has no identified significant negative effects on community well-being.

3. Planning and consents

This activity develops policy and planning for waste, hazardous substances and contaminated sites and monitors policy effectiveness and efficiency.

What we plan to do

Year 2008/09

- Ensure consistency between district and city plans and regional policies for managing waste, hazardous substances and contaminated sites.
- Process resource consents applications.
- Review resource consents where appropriate.
 - Refer to Appendix 4 for information on options considered.

» This work has no identified significant negative effects on community well-being.

4. Monitoring

This activity collects information on waste, hazardous substances and contaminated sites.

What we plan to do

Year 2008/09

- Audit contaminated site reports.
- Collect and collate data on waste and hazardous substances.
- ~~Report on the state of the environment.~~

» This work has no identified significant negative effects on community well-being.

5. Operations

This activity provides services to the community to manage specific wastes.

What we plan to do

Year 2008/09

- Provide funding for provision of local waste exchanges.
- Implement the Canterbury Targeted Agrichemical Collection Programme.

» This work has no identified significant negative effects on community well-being.

6. Communicating, educating and advocating

This activity provides education and training and advocacy in relation to waste, hazardous substances and contaminated sites.

What we plan to do

Year 2008/09

- Raise awareness of contaminated site issues and management.
- Raise awareness of hazardous substances and waste issues and management.
- Encourage businesses to use the Pollution Prevention Guide.

» This work has no identified significant negative effects on community well-being.

7. Regulating

This activity manages discharges of contaminants into or onto land or water, or to use land to store hazardous substances.

What we plan to do

Year 2008/09

- Monitor prioritised resource consents, permitted activities and unauthorised activities for compliance with the Resource Management Act 1991.
- Report significant breaches of resource consents to council quarterly.
- Provide a 24-hour Pollution Hotline response service.
- Promote and enforce compliance with the Resource Management Act 1991.

» Meeting the cost of complying with conditions for permitted and consented activities may have a significant negative effect on the economic well-being of the community. However, this is outweighed by increased social and environmental well-being as a result of cleaner air, land and water.

Financial summary

| \$ in thousands | Annual Report 2006/07 | Annual Plan 2007/08 | LTCCP 2008/09 | Annual Plan 2008/09 |
|--|--------------------------|------------------------|------------------|------------------------|
| Operating Revenue | | | | |
| General rates | 1,474 | 1,487 | 1,690 | 1,538 |
| Targeted rates | - | - | - | - |
| Statutory charges/User pays | 228 | 107 | 117 | 116 |
| Grants | - | 155 | 132 | 155 |
| Interest | 6 | 11 | 11 | 18 |
| Total Operating Revenue | 1,708 | 1,760 | 1,950 | 1,827 |
| Operating Expenditure | | | | |
| Expenditure | 1,461 | 1,779 | 1,950 | 1,857 |
| Interest | - | - | - | - |
| Depreciation | - | - | - | - |
| Total Operating Expenditure | 1,461 | 1,779 | 1,950 | 1,857 |
| Operating Surplus/(Deficit) | 247 | (19) | - | (30) |
| Operating Surplus/(Deficit) transferred to/from Reserve | 247 | (19) | - | (30) |

Capital Expenditure

Capital expenditure associated with this group of activities is funded from general funds and included as depreciation expense.

For more information on source of funds and rationale for selection, see:

Funding and Financial Policies

2006/16 LTCCP Part B

Pages 3-33

- » Variation from 2006-16 LTCCP
No significant change.