

# Rules

## Life-jackets

- One suitable life-jacket per person on board.
- Every child aged under 10 years must wear a suitable life-jacket when on boats less than five metres long.
- Life-jackets save lives.

## Speed of vessels

- Keep to **5** knots or less within:
  - 200m of the shore
  - 200m of a vessel flying a dive flag
  - 50m of a person in, or on, the water
  - 50m of another vessel.
- If you are making a wash, you will most likely be exceeding **5** knots.
- You must be at least 15 years old to operate a power boat.
- It takes three to water-ski – carry an observer.

## Tips

- Avoid excessive noise.
- Keep a proper lookout for others in and on the water.
- Keep well clear of other water users.
- Watch the weather.
- Make sure your vessel is well maintained.
- Make sure you have enough fuel.
- Don't mix drinking and boating.
- Be aware of hazards - the water may hide submerged snags and rocks.

## Plan for the unthinkable

- Decide what you would do if:
  - your new boat caught fire or started to sink
  - one of your crew fell overboard.

By thinking ahead, knowing what to do and how to use your safety equipment properly, you could prevent a bad situation from turning into a disaster.

## STOP THE SPREAD

Protect our waters from aquatic pests. Remove water weed and algae from boats, and thoroughly check, clean and dry all equipment that has been in the water when leaving waterways.



Phone: 0800 EC INFO (0800 324 636)

24 Hour Pollution Hotline: Nth Canterbury: 03 366 4663  
Sth Canterbury: 03 688 3320

Copies of the bylaws can be viewed at libraries or downloaded from: [www.ecan.govt.nz/navsafety](http://www.ecan.govt.nz/navsafety)

EO6/11 April 2006

# 'Right of Way' Rules

Basic rules to avoid collision (for boats including jet skis)



## Vessel overtaking another



Every overtaking vessel gives way (this includes a sailing vessel)



## Power vessel meeting a sailing vessel



Power vessel gives way to vessels sailing or being paddled



## Power vessels meeting head on



Each vessel alters course to starboard (right hand side)



## Power vessels meeting




Give way to another vessel crossing from starboard (right hand side) i.e. give way to the right

# Lake Tekapo

## Navigation Safety Bylaws











Water safety begins with you

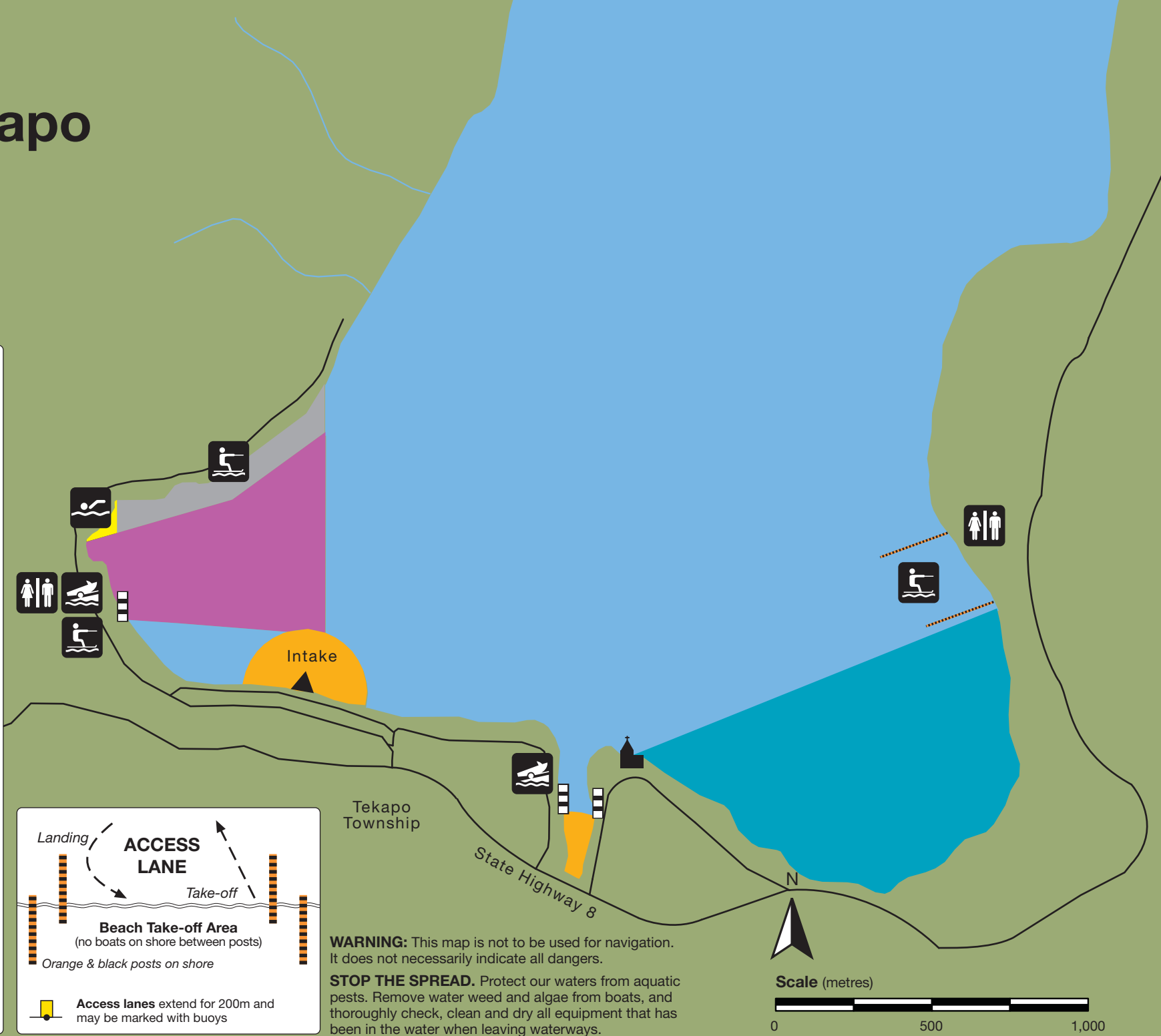
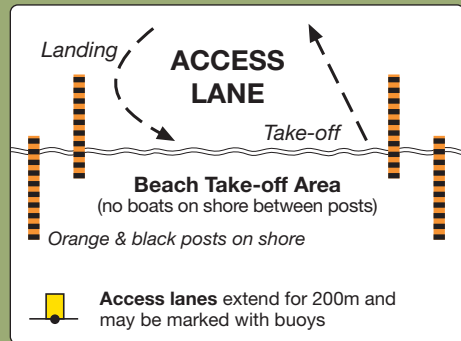


# Lake Tekapo

## Takapo

### Legend

-  Toilets
-  Boat Launching
-  Water-skiing
-  Swimming
-  Slow speed non-powered craft only
-  5 Knot speed limit within 200m of the shore
-  No Boating or Swimming
-  5 Knot restriction does not apply
-  Tournament Water-Ski Area
-  Marker Post
-  Access Lane
-  Streams
-  Roads  
(The representation of a road on this map does not necessarily indicate a public right of way)



**WARNING:** This map is not to be used for navigation. It does not necessarily indicate all dangers.

**STOP THE SPREAD.** Protect our waters from aquatic pests. Remove water weed and algae from boats, and thoroughly check, clean and dry all equipment that has been in the water when leaving waterways.

